
A Compend of General Pathology and Morbid Anatomy

Hall Henry Newbery

Title: A Compend of General Pathology and Morbid Anatomy

Author: Hall Henry Newbery

This is an exact replica of a book. The book reprint was manually improved by a team of professionals, as opposed to automatic/OCR processes used by some companies. However, the book may still have imperfections such as missing pages, poor pictures, errant marks, etc. that were a part of the original text. We appreciate your understanding of the imperfections which can not be improved, and hope you will enjoy reading this book.



From PROF. J. M. DACOSTA.—“I find it an excellent work, doing credit to the learning and discrimination of the author.”

A NEW MEDICAL DICTIONARY.



Compact and concise, including all the Words and Phrases used in medicine, with Pronunciation and Definitions.

BASED ON RECENT MEDICAL LITERATURE.

BY

GEORGE M. GOULD, A.B., M.D.,

Ophthalmic Surgeon to the Philadelphia Hospital, Clinical Chief Ophthalmological Dept., German Hospital, Philadelphia.

SEVERAL THOUSAND NEW WORDS

NOT CONTAINED IN ANY

SIMILAR WORK.

Small, Square 8vo, Half Morocco, as above,
with Thumb Index, \$4.25
Plain Dark Leather, without Thumb Index, 3.25

Among others IT CONTAINS TABLES of the ARTERIES, of the BACILLI, giving the Name, Habitat, etc.; of GANGLIA, LEUCOMAINES, MICROCOCCI, MUSCLES, NERVES, PLEXUSES, PTOMAINES, with the Name, Formula, Physiological Action, etc.; COMPARISON OF THERMOMETERS; WEIGHTS AND MEASURES, of VITAL STATISTICS, etc.

OPINIONS OF PROMINENT MEDICAL TEACHERS.

“The compact size of this dictionary, its clear type, and its accuracy are unerring pointers to its coming popularity.”—*John B. Hamilton, Supervising Surgeon-General U. S. Marine Hospital Service, Washington.*

“It is certainly as convenient and as useful a volume as can be found, regarding contents as well as arrangement.”—*Julius Pohlman, Prof. of Physiology, University of Buffalo.*

“I have examined it with considerable care, and am very much pleased with it. It is a handy book for reference, and so far as I have examined it, it is accurate in every particular.”—*E. H. Bartley, Prof. of Chemistry, Long Island College Hospital, Brooklyn.*

“I consider this the dictionary of all others for the medical student, and shall see that it is placed on our list of text-books.”—*A. R. Thomas, M.D., Dean Hahnemann Medical College, Philadelphia.*

“It will be recommended among our text-books in our new catalogue.”—*S. E. Chaillé, M.D., Dean Medical Dept., Tulane University, New Orleans.*

“Compact, exact, up to date, and the tables are most excellent and instructive. I prefer it to the larger and older books.”—*Prof. C. B. Parker, Medical Dept., Western Reserve University, Cleveland.*

“I have given your ‘New Medical Dictionary’ a critical examination. Its size has made it convenient to the study table and handy for frequent use. At the same time it is comprehensive as to the number of words, including those of the latest coinage, and concise in its definitions. The etymology and accentuation materially enhance its value, and help to make it worthy a place with the classical books of reference for medical students.”—*J. W. Holland, M.D., Dean Jefferson Medical College, Philadelphia.*

Students will find this an extremely useful book of reference. The anatomical tables will be of great use in memorizing the arteries, muscles, etc.

GENERAL PATHOLOGY

AND

MORBID ANATOMY.

They are arranged in the most approved form, thorough and concise, containing over 550 fine illustrations, inserted wherever they could be used to advantage.

They contain information nowhere else collected in such a condensed, practical shape.

Illustrated Circular Free.

- No. 1. HUMAN ANATOMY.** Fifth Revised and Enlarged Edition. Including Visceral Anatomy. Can be used with either Morris' or Gray's Anatomy. 117 Illustrations and 16 Lithographic Plates of Nerves and Arteries, with Explanatory Tables, etc. By SAMUEL O. L. POTTER, M. D., Professor of the Practice of Medicine, Cooper Medical College, San Francisco; late A. A. Surgeon, U. S. Army.
- No. 2. PRACTICE OF MEDICINE. Part I.** Fourth Edition, Revised, Enlarged, and Improved. By DAN' L. E. HUGHES, M. D., Physician-in-Chief, Philadelphia Hospital, late Demonstrator of Clinical Medicine, Jefferson Medical College, Philadelphia.
- No. 3. PRACTICE OF MEDICINE. Part II.** Fourth Edition, Revised, Enlarged, and Improved. Same author as No. 2.
- No. 4. PHYSIOLOGY.** Seventh Edition, with new Illustrations and a table of Physiological Constants. Enlarged and Revised. By A. P. BRUBAKER, M. D., Professor of Physiology and General Pathology in the Pennsylvania College of Dental Surgery; Demonstrator of Physiology, Jefferson Medical College, Philadelphia.
- No. 5. OBSTETRICS.** Fifth Edition. By HENRY G. LANDIS, M. D. Revised and Edited by WM. H. WELLS, M. D., Ass't Demonstrator of Obstetrics, Jefferson Medical College, Philadelphia. Enlarged. 47 Illustrations.
- No. 6. MATERIA MEDICA, THERAPEUTICS, AND PRESCRIPTION WRITING.** Fifth Revised Edition. By SAMUEL O. L. POTTER, M. D., Professor of Practice, Cooper Medical College, San Francisco; late A. A. Surgeon, U. S. Army.
- No. 7. GYNÆCOLOGY. A New Book.** By WM. H. WELLS, M. D., Ass't Demonstrator of Obstetrics, Jefferson College, Philadelphia. Illustrated.
- No. 8. DISEASES OF THE EYE AND REFRACTION.** Second Edition. Including Treatment and Surgery. By L. WEBSTER FOX, M. D., and GEORGE M. GOULD, M. D. With 39 Formulæ and 71 Illustrations.
- No. 9. SURGERY, Minor Surgery, and Bandaging.** Fifth Edition, Enlarged and Improved. By ORVILLE HORWITZ, B. S., M. D., Clinical Professor of Genito-urinary Surgery and Venereal Diseases in Jefferson Medical College; Surgeon to Philadelphia Hospital, etc. With 98 Formulæ and 167 Illustrations.
- No. 10. CHEMISTRY. Inorganic and Organic.** Third Edition. Including Urinalysis, Animal Chemistry, Chemistry of Milk, Blood, Tissues, the Secretions, etc. By HENRY LEFFMANN, M. D., Professor of Chemistry in Pennsylvania College of Dental Surgery and in the Woman's Medical College, Philadelphia.
- No. 11. PHARMACY.** Fourth Edition. Based upon Prof. Remington's Text-Book of Pharmacy. By F. E. STEWART, M. D., PH. G., late Quiz-Master in Pharmacy and Chemistry, Philadelphia College of Pharmacy; Lecturer at Jefferson Medical College. Carefully revised in accordance with the new U. S. P.
- No. 12. VETERINARY ANATOMY AND PHYSIOLOGY.** Illustrated. By WM. R. BALLOU, M. D., Professor of Equine Anatomy at New York College of Veterinary Surgeons; Physician to Bellevue Dispensary, etc. With 29 graphic Illustrations.
- No. 13. DENTAL PATHOLOGY AND DENTAL MEDICINE.** Second Edition, Illustrated. Containing all the most noteworthy points of interest to the Dental Student and a Section on Emergencies. By GEO. W. WARREN, D. D. S., Chief of Clinical Staff, Pennsylvania College of Dental Surgery, Philadelphia.
- No. 14. DISEASES OF CHILDREN.** Colored Plate. By MARCUS P. HATFIELD, Professor of Diseases of Children, Chicago Medical College.
- No. 15. GENERAL PATHOLOGY AND MORBID ANATOMY.** 65 Illustrations. By H. NEWBERRY HALL, PH. G., M. D., Professor of Pathology and Medical Chemistry, Chicago Post Graduate Medical School.

Price, each, \$1.00. Interleaved, for taking Notes, \$1.25.

P. BLAKISTON, SON & CO., 1012 Walnut St., Philadelphia.



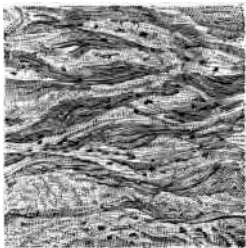
HALL'S PATHOLOGY. PLATE I.

MICROSCOPIC SECTIONS

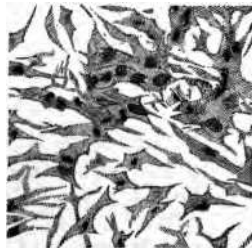
OF THE MOST COMMON

TUMORS,

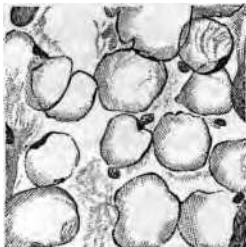
ARRANGED IN A SYSTEMATIC MANNER, IN ORDER TO FACILITATE
COMPARISON.




HARD FIBROMA. (*Woodhead.*)



MYXOMA. (*Woodhead.*)



LIPOMA. (*Woodhead.*)




CHONDROMA OF RIB. (*Ziegler.*)



TUMORS.

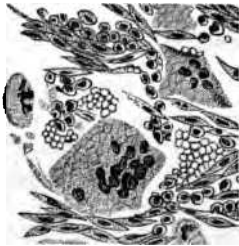
PLATE III.



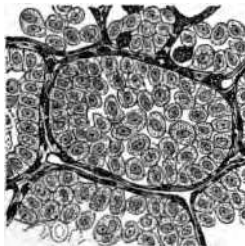
ROUND-CELLED SARCOMA.
(Woodhead.)



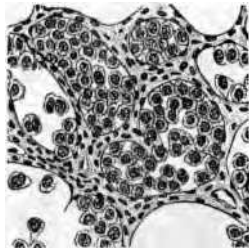
SMALL SPINDLE-CELLED SARCOMA.
(Woodhead.)



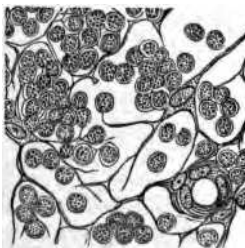
GIANT-CELLED SARCOMA.
(Woodhead.)



MELANOTIC ALVEOLAR SARCOMA OF SKIN.
(Ziegler.)



ALVEOLAR SARCOMA OF LYMPH GLAND.
(Ziegler.)



LYMPHO-SARCOMA OF NASAL MUCOSA.
(Ziegler.)

